



MNPS District


Student Survey
Fall 2022



Report created by
Panorama Education



Summary

Topic Description	Results	Benchmark
Academic Press Student perceptions of teachers' rigorous academic expectations.	77% ▼1 since last survey	
Belonging Students' sense of belonging to their school community.	56% ▼2 since last survey	
Bullying Prevalence of student bullying. This topic was expanded in Fall 2018.	60% ▼5 since last survey	
Classroom Management Perceptions of the orderliness of classroom environments and the effective management of class time.	44% ▼3 since last survey	
Culture of Diversity Perceptions that the school values equity and diversity.	68% 0 since last survey	
Inclusive Instruction Perceptions that classroom instruction reflects diverse people and experiences. This topic was expanded in Fall 2019.	55% ▲2 since last survey	
School Engagement How attentive and invested students are in school.	41% ▼1 since last survey	 20th - 39th percentile compared to others nationally



School Safety

Perceptions of safety at school. This topic was expanded in Fall 2018.

65%

▼ **2**

since last survey

Student Voice

Perceptions of how much student voice is valued at school.

50%

▼ **1**

since last survey

Student-Student Relationships

Perceptions of the quality of relationships among students. This topic was modified and expanded in Fall 2018.

44%

▼ **2**

since last survey

Student-Teacher Relationships

Perceptions of the quality of relationships between students and teachers.

70%

▼ **2**

since last survey

35,511 responses



Academic Press

Your average

77%

35,511 responses

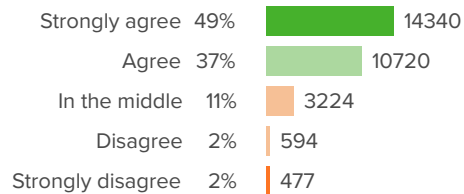
Change

▼ **1**

since last survey

How did people respond?

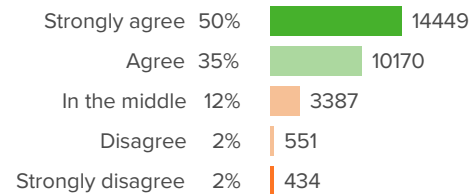
Q.1: My teachers expect me to work hard.



▼ **2** from last survey

Favorable: **85%**

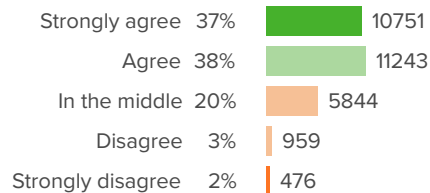
Q.2: My teachers really want me to learn a lot.



▼ **1** from last survey

Favorable: **85%**

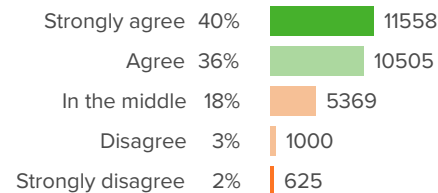
Q.3: My teachers expect a lot from students.



▲ **0** from last survey

Favorable: **75%**

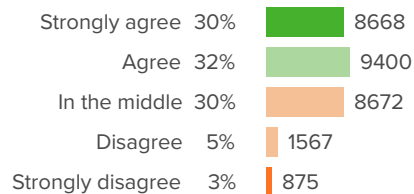
Q.4: My teachers really care how much I learn.



▼ **2** from last survey

Favorable: **76%**

Q.5: My teachers expect me to attend college.



▼ **2** from last survey

Favorable: **62%**



Belonging

Your average

56%

35,511 responses






Change

▼ **2**

since last survey

How did people respond?






Q.1: I am happy to be at this school.

Strongly agree	30%		8748
Agree	28%		8248
In the middle	28%		8298
Disagree	7%		2098
Strongly disagree	7%		1908

▼ **3** from last survey

Favorable: **58%**






Q.2: I feel like I am part of this school.

Strongly agree	24%		6997
Agree	30%		8755
In the middle	30%		8848
Disagree	9%		2671
Strongly disagree	6%		1781

▼ **2** from last survey

Favorable: **54%**






Q.3: I feel like I belong.

Strongly agree	22%		6495
Agree	31%		9087
In the middle	31%		9176
Disagree	9%		2535
Strongly disagree	7%		1918

▼ **2** from last survey

Favorable: **53%**

Q.4: I feel socially accepted.

Strongly agree	22%		6305
Agree	35%		10221
In the middle	31%		8890
Disagree	7%		2136
Strongly disagree	5%		1454

▼ **1** from last survey

Favorable: **57%**



Bullying

Your average

60%

35,511 responses

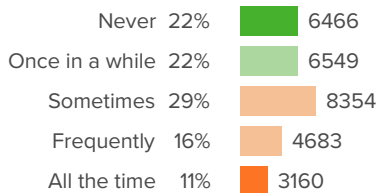
Change

▼ **5**

since last survey

How did people respond?

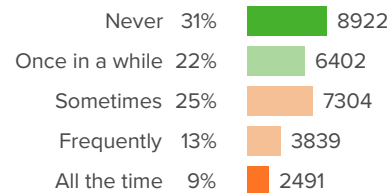
Q.1: How often do students at your school...make fun of, call names, or insult other students, in a hurtful way?



▼ **4** from last survey

Favorable: **45%**

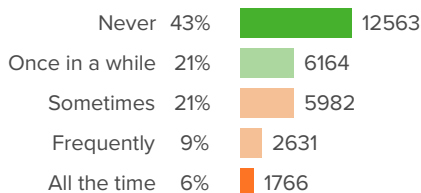
Q.2: How often do students at your school... spread hurtful rumors about other students?



▼ **5** from last survey

Favorable: **53%**

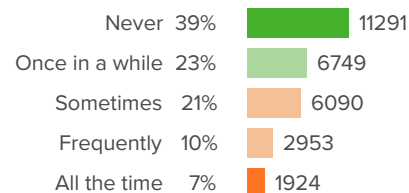
Q.3: How often do students at your school...threaten other students with harm?



▼ **5** from last survey

Favorable: **64%**

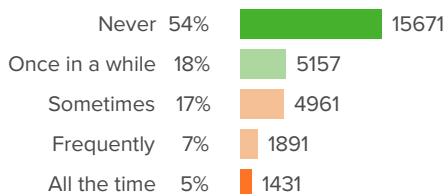
Q.4: How often do students at your school...push, shove, trip, or spit on other students?



▼ **4** from last survey

Favorable: **62%**

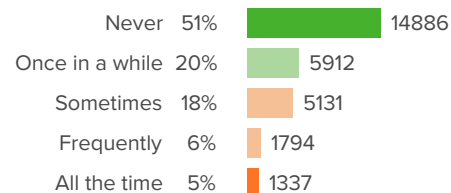
Q.5: How often do students at your school...try to make other students do things they do not want to do, for example give them money or other things?



▼ **4** from last survey

Favorable: **72%**

Q.6: How often do students at your school...destroy other students' property on purpose?

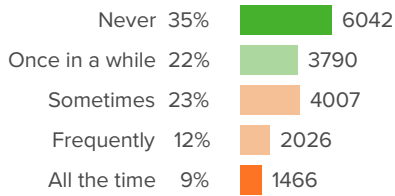


▼ **3** from last survey

Favorable: **72%**



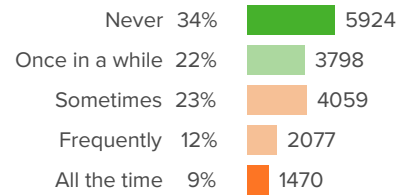
Q.7: How often do students at your school... spread lies or hurtful information about other students online or by text message?



▼ **7** from last survey

Favorable: **57%**

Q.8: How often do students at your school... make fun of, call names, or insult other students online or by text message?



▼ **6** from last survey

Favorable: **56%**



Classroom Management

Your average

44%

35,511 responses

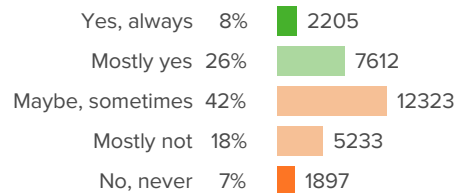
Change

▼ 3

since last survey

How did people respond?

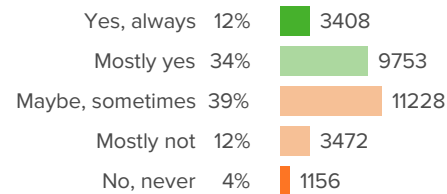
Q.1: My classmates behave the way my teachers want them to.



▼ 2 from last survey

Favorable: **34%**

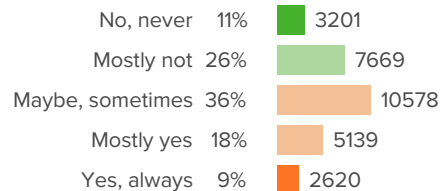
Q.2: Our classes stay busy and do not waste time.



▼ 2 from last survey

Favorable: **45%**

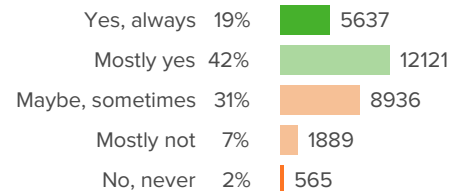
Q.3: Students behave so badly in my classes that it slows down our learning.



▼ 3 from last survey

Favorable: **37%**

Q.4: Everybody knows what they should be doing and learning in class.



▼ 3 from last survey

Favorable: **61%**



Culture of Diversity

Your average

68%

35,511 responses

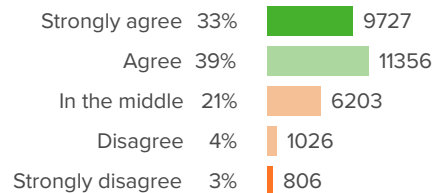
Change

0

since last survey

How did people respond?

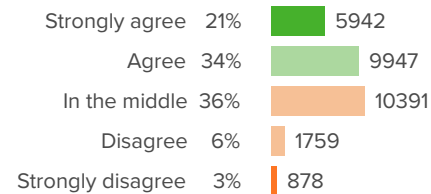
Q.1: I work with students of different backgrounds in class.



▲ 1 from last survey

Favorable: **72%**

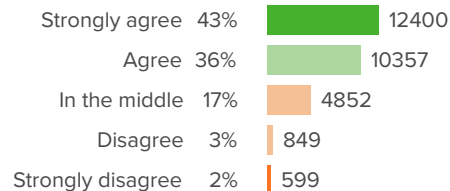
Q.2: Students from all backgrounds get along well.



▼ 1 from last survey

Favorable: **55%**

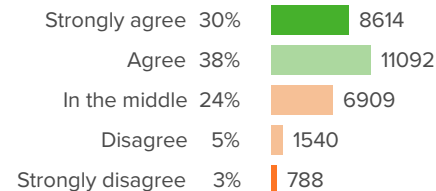
Q.3: Teachers treat students of all backgrounds with respect.



▼ 2 from last survey

Favorable: **78%**

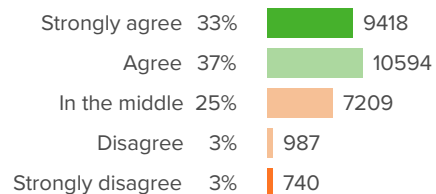
Q.4: I learn about different cultures and traditions in school.



▲ 1 from last survey

Favorable: **68%**

Q.5: Diversity is important at my school.



▲ 1 from last survey

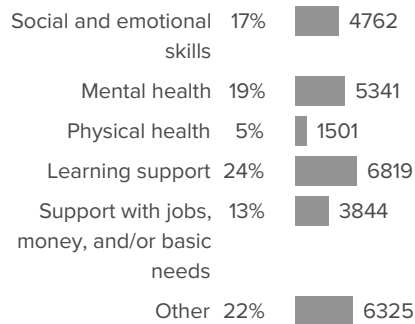
Favorable: **69%**



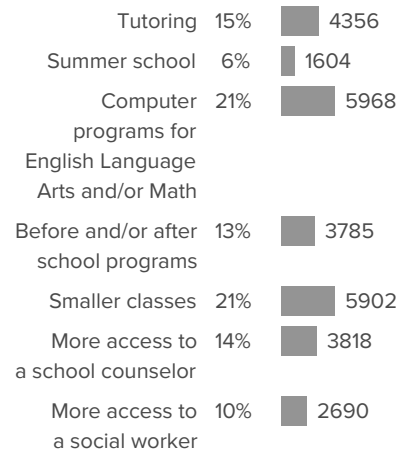
ESSER 3.0 Input

How did people respond?

Q.1: Thinking about your friends and classmates, which of the following do students at your school need help with the most this year?



Q.2: Thinking about your own learning goals, which of the following supports would be most helpful this year?





Inclusive Instruction

Your average

55%

35,511 responses

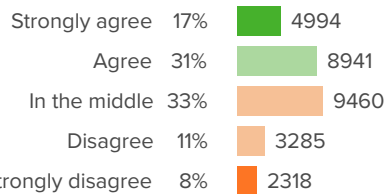
Change

▲ 2

since last survey

How did people respond?

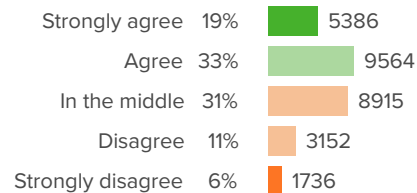
Q.1: I see people who look like me in class materials.



▲ 4 from last survey

Favorable: **48%**

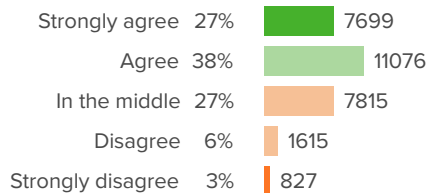
Q.2: I learn about the achievements of people who look like me.



▲ 3 from last survey

Favorable: **52%**

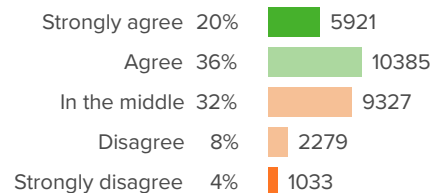
Q.3: I learn about people from all backgrounds.



▲ 2 from last survey

Favorable: **65%**

Q.4: I get the chance to connect my background with what I learn.



▲ 0 from last survey

Favorable: **56%**



School Engagement

Your average

41%

35,511 responses

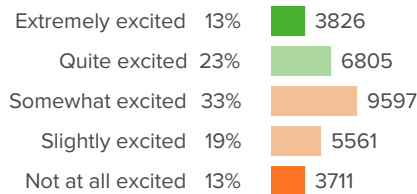
Change

▼ **1**

since last survey

How did people respond?

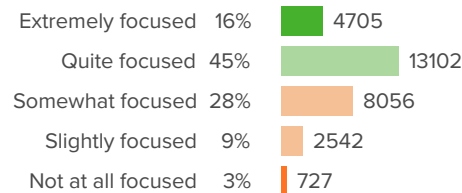
Q.1: How excited are you about going to your classes?



▼ **2** from last survey

Favorable: **36%**

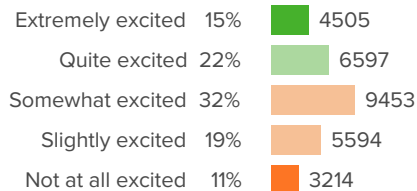
Q.2: How focused are you on the activities in your classes?



▼ **1** from last survey

Favorable: **61%**

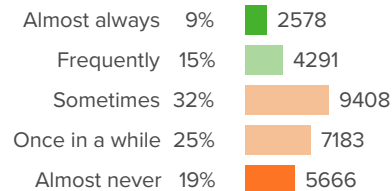
Q.3: In your classes, how excited are you to participate?



▼ **2** from last survey

Favorable: **38%**

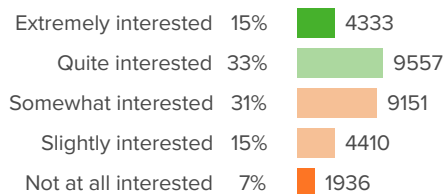
Q.4: When you are not in school, how often do you talk about ideas from your classes?



▲ **1** from last survey

Favorable: **24%**

Q.5: How interested are you in your classes?



▼ **2** from last survey

Favorable: **47%**



School Safety

Your average

65%

35,511 responses

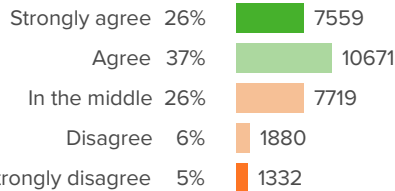
Change

▼ **2**

since last survey

How did people respond?

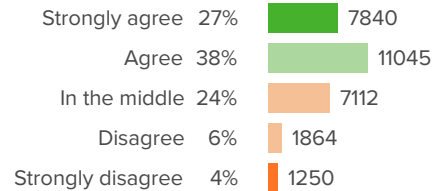
Q.1: I feel safe outside around the school.



▼ **2** from last survey

Favorable: **63%**

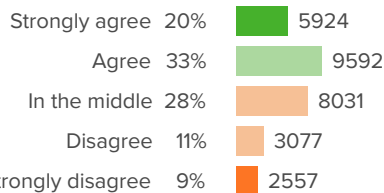
Q.2: I feel safe in the hallways of the school.



▼ **3** from last survey

Favorable: **65%**

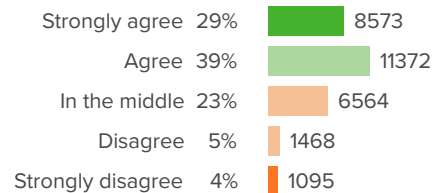
Q.3: I feel safe in the bathrooms of the school.



▼ **2** from last survey

Favorable: **53%**

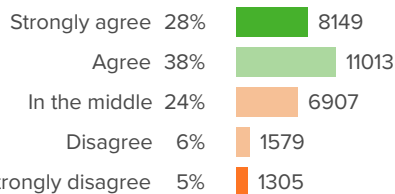
Q.4: I feel safe in the cafeteria.



▼ **1** from last survey

Favorable: **69%**

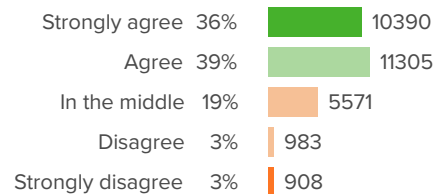
Q.5: I feel safe in the gym and locker rooms.



▲ **1** from last survey

Favorable: **66%**

Q.6: I feel safe in my classrooms.



▼ **4** from last survey

Favorable: **74%**



Student Voice

Your average

50%

35,511 responses

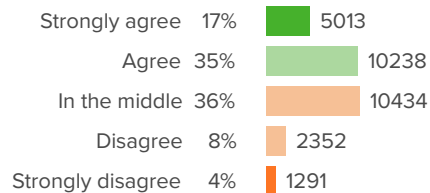
Change

▼ **1**

since last survey

How did people respond?

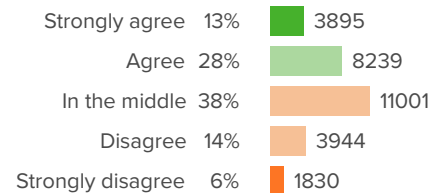
Q.1: In my school, students are given a chance to help make decisions.



▼ **1** from last survey

Favorable: **52%**

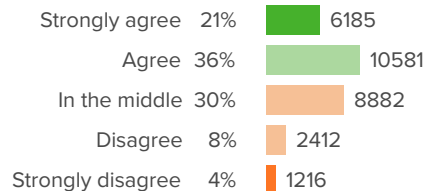
Q.2: Students are involved in helping to solve school problems.



▼ **1** from last survey

Favorable: **42%**

Q.3: Adults in this school ask students about their ideas.



▼ **1** from last survey

Favorable: **57%**



Student-Student Relationships

Your average

44%

35,511 responses

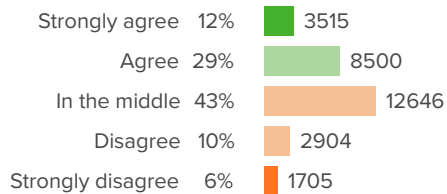
Change

▼ **2**

since last survey

How did people respond?

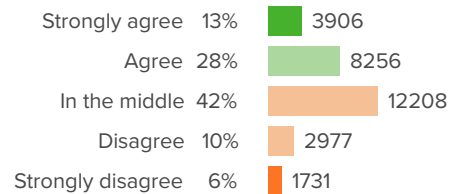
Q.1: Students are friendly with each other.



▼ **4** from last survey

Favorable: **41%**

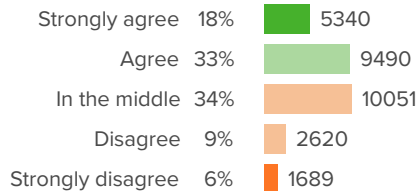
Q.2: Students care about each other.



▼ **1** from last survey

Favorable: **42%**

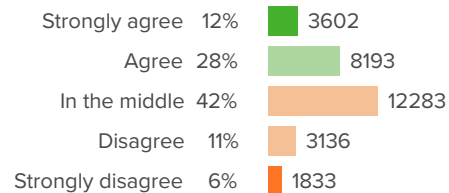
Q.3: Students respect others who are different from them.



▼ **2** from last survey

Favorable: **51%**

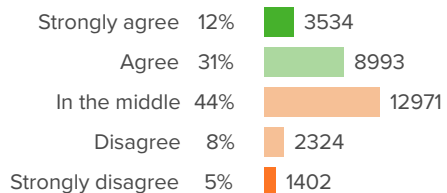
Q.4: Students treat each other with respect.



▼ **2** from last survey

Favorable: **41%**

Q.5: Students get along with each other.



▼ **1** from last survey

Favorable: **43%**



Student-Teacher Relationships

Your average

70%

35,511 responses

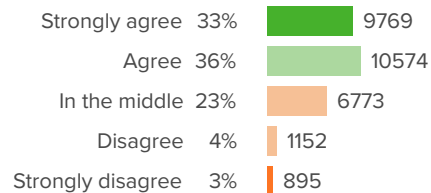
Change

▼ **2**

since last survey

How did people respond?

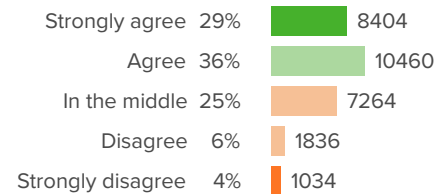
Q.1: I feel safe and comfortable with my teachers in this school.



▼ **1** from last survey

Favorable: **70%**

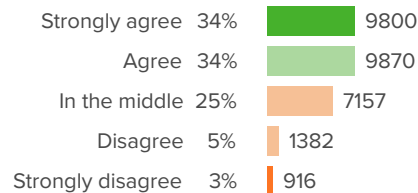
Q.2: My teachers always try to be fair.



▼ **3** from last survey

Favorable: **65%**

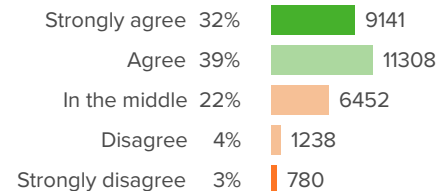
Q.3: My teachers really care about me.



▼ **2** from last survey

Favorable: **68%**

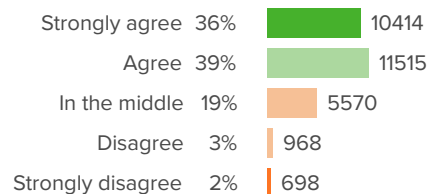
Q.4: My teachers tell me not to do something when they have a good reason.



▼ **1** from last survey

Favorable: **71%**

Q.5: My teachers treat me with respect.



▼ **2** from last survey

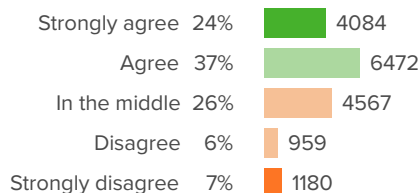
Favorable: **75%**



Other questions

How did people respond? _____

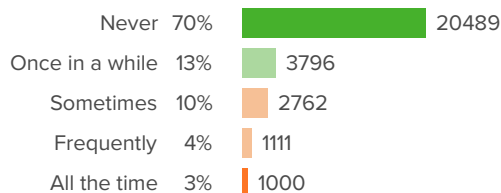
Q.1: My school is a welcoming place for LGBTQ students.



▼ 1 from last survey

Favorable: **61%**

Q.2: How often do teachers make fun of, call names, or insult students, in a hurtful way?



▼ 2 from last survey

Favorable: **83%**





MNPS District

1. Teacher Survey
Fall 2022



Summary

Topic Description	Results	Benchmark
Culture of Inclusion Perceptions of the faculty and staff culture with regard to equity, diversity, and inclusion. Note that a minor change has been made to the favorability reporting for the three items in this topic that start with 'How often...'. A favorable response used to include the top two frequencies ('Two or three times a month' and 'Once a week or more'). Now, in addition to those, a favorable response also includes 'About once a month.'	46% ▲ 3 since last survey	
Engagement Employees' engagement with their work at the district.	75% ▲ 3 since last survey	
Family Relationships Perceptions of trusting relationships between educators and families.	66% 0 since last survey	
Feedback and Coaching Perceptions of the amount and quality of feedback faculty and staff receive from the school's administrative leadership (e.g. principal, assistant principal).	56% ▲ 2 since last survey	 60th - 79th percentile compared to others nationally
Inclusive Pedagogy Educators' use of instructional practices in support of equity, diversity, and inclusion.	63% ▲ 1 since last survey	
Professional Learning Perceptions of the amount and quality of professional growth and learning opportunities available to faculty and staff.	59% ▲ 1 since last survey	 60th - 79th percentile compared to others nationally



Safety and Discipline

Perceptions of the orderliness of the school environment and the quality of school disciplinary practices.

70%

▲ 2

since last survey

School Climate

Perceptions of the overall school climate.

82%

▲ 1

since last survey

School Leadership

Perceptions of the effectiveness of the school's administrative leadership (e.g. principal, assistant principal).

66%

▲ 4

since last survey



60th - 79th percentile compared to others nationally

4,674 responses



Culture of Inclusion

Your average

46%

4,674 responses

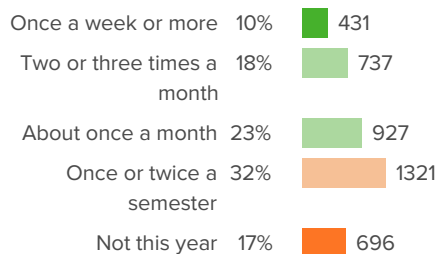
Change

▲ 3

since last survey

How did people respond?

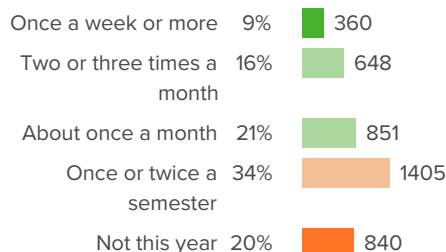
Q.1: How often do you have opportunities to learn from other members of your staff about other races, cultures, or other identities?



▲ 4 from last survey

Favorable: **51%**

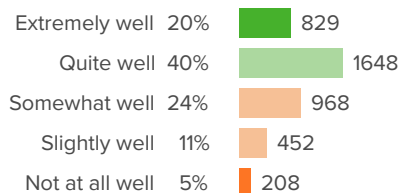
Q.2: How often does your staff have honest conversations about race, culture, or other identities?



▲ 3 from last survey

Favorable: **45%**

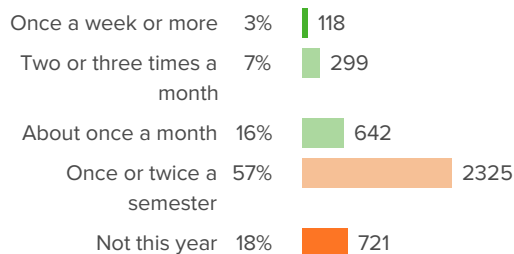
Q.3: How well would your school support you in addressing inequities related to race, culture, or other identities among your school's staff?



▲ 2 from last survey

Favorable: **60%**

Q.4: How often do you participate in professional learning about different races, cultures, or other identities?



▲ 0 from last survey

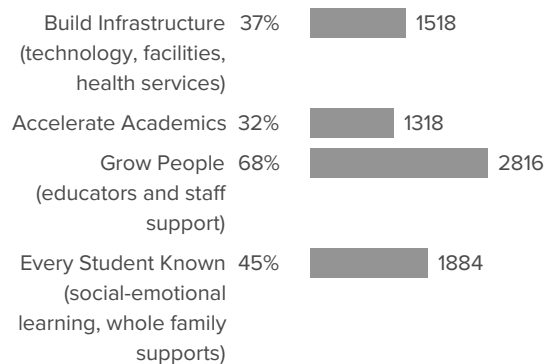
Favorable: **26%**



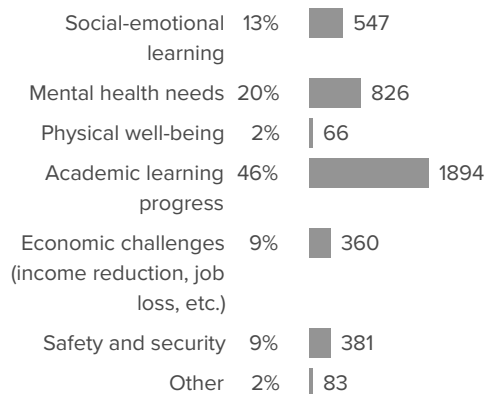
ESSER 3.0 Input

How did people respond?

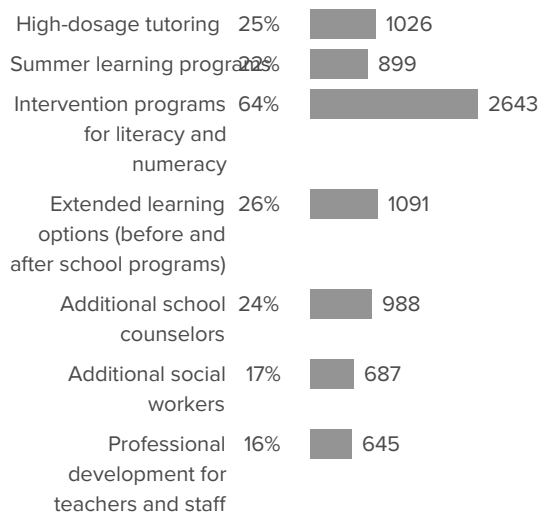
Q.1: Which of the following are your highest priorities for the ESSER 3.0 funds? Select your top two priorities.



Q.2: What is your biggest concern for students in the upcoming school year?



Q.3: Which of the following strategies is most important for accelerating learning progress (or addressing learning loss)? Select the top two most important.





Engagement

Your average

75%

4,674 responses

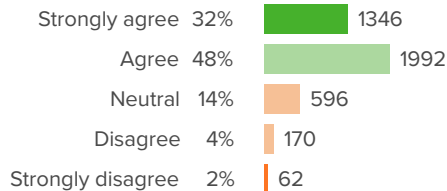
Change

▲ 3

since last survey

How did people respond?

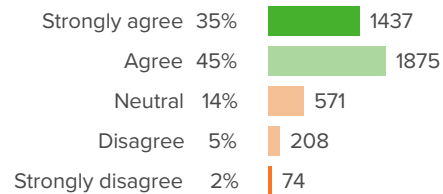
Q.1: My current duties and work assignments are interesting.



▲ 3 from last survey

Favorable: **80%**

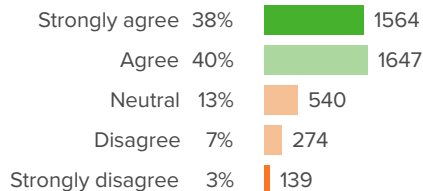
Q.2: I am satisfied with the work I do.



▲ 2 from last survey

Favorable: **80%**

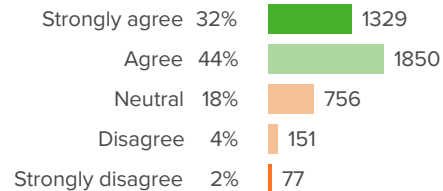
Q.3: I am motivated to contribute more than what is expected of me.



▲ 1 from last survey

Favorable: **77%**

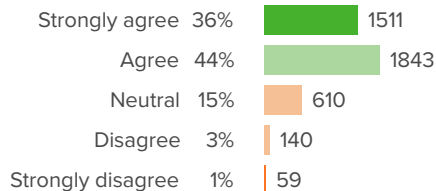
Q.4: I am proud to work for MNPS.



▲ 1 from last survey

Favorable: **76%**

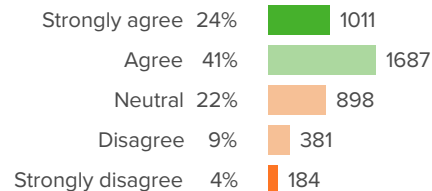
Q.5: Working for a public school system gives me a feeling of accomplishment.



▲ 2 from last survey

Favorable: **81%**

Q.6: I would feel comfortable referring a good friend to work for this district.

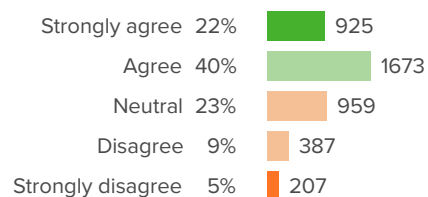


▲ 3 from last survey

Favorable: **65%**



Q.7: I feel there are long-term career opportunities for my professional growth at MNPS.



▲ 4 from last survey

Favorable: **63%**



Family Relationships

Your average

66%

4,674 responses

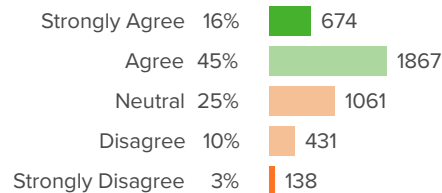
Change

0

since last survey

How did people respond?

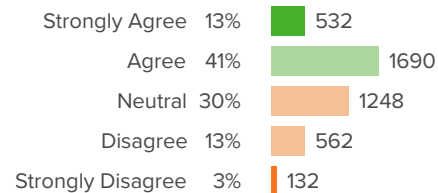
Q.1: Most students' parents do their best to help their children learn.



▲ 1 from last survey

Favorable: **61%**

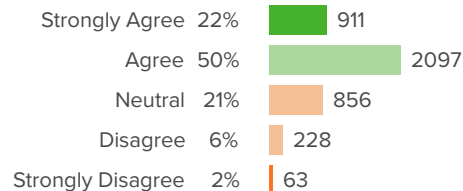
Q.2: Teachers in school feel good about parents' support for their work.



▲ 1 from last survey

Favorable: **53%**

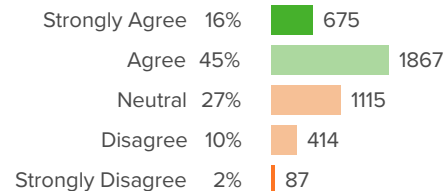
Q.3: Most students' parents support my teaching efforts.



▲ 0 from last survey

Favorable: **72%**

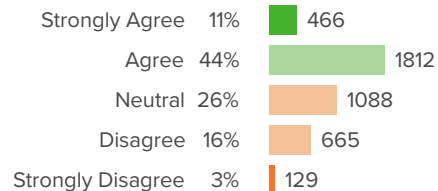
Q.4: Teachers and parents think of each other as partners in educating kids.



▲ 2 from last survey

Favorable: **61%**

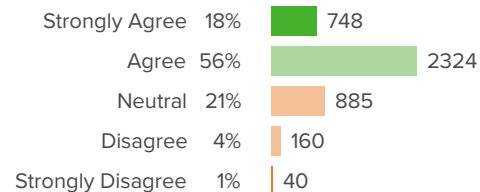
Q.5: It isn't difficult overcoming cultural barriers between teachers and parents.



▲ 2 from last survey

Favorable: **55%**

Q.6: Parents have confidence in teachers' expertise.

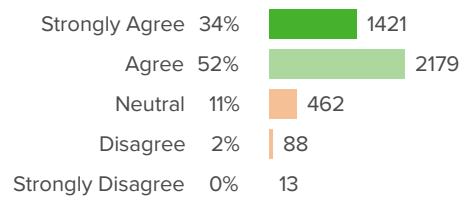


▲ 0 from last survey

Favorable: **74%**



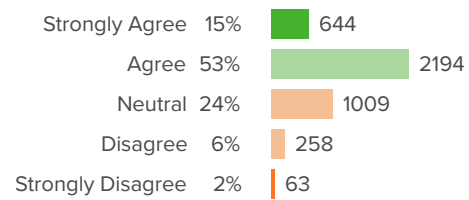
Q.7: Staff work hard to build trusting relationships with parents.



▼ **1** from last survey

Favorable: **86%**

Q.8: Teachers feel respect from the parents of their students.



▲ **1** from last survey

Favorable: **68%**



Feedback and Coaching

Your average

56%

4,674 responses

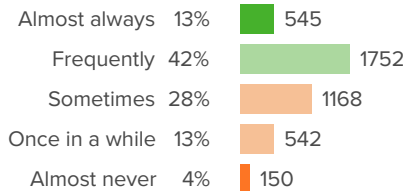
Change

▲ 2

since last survey

How did people respond?

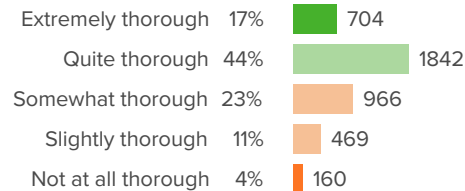
Q.1: How often do you receive feedback on your teaching?



▲ 1 from last survey

Favorable: **55%**

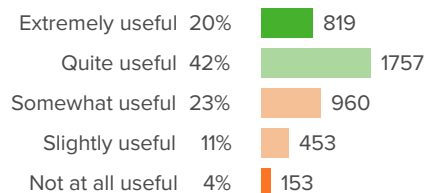
Q.2: At your school, how thorough is the feedback you receive in covering all aspects of your role as a teacher?



▲ 2 from last survey

Favorable: **61%**

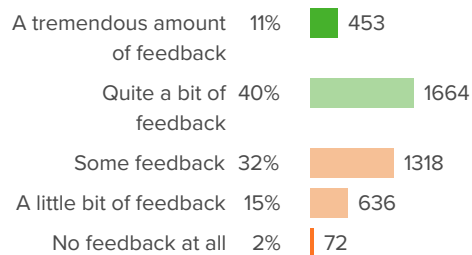
Q.3: How useful do you find the feedback you receive on your teaching?



▲ 1 from last survey

Favorable: **62%**

Q.4: How much feedback do you receive on your teaching?

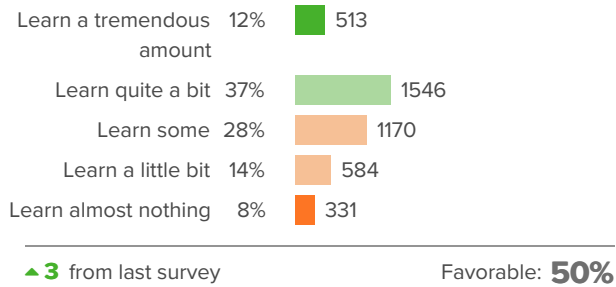


▲ 1 from last survey

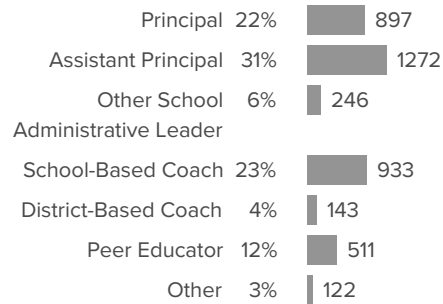
Favorable: **51%**



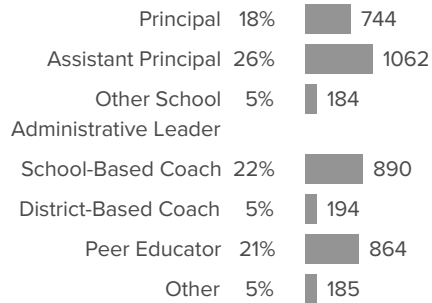
Q.5: How much do you learn from the teacher evaluation processes at your school?



Q.6: From whom do you most often receive feedback on your teaching?



Q.7: From whom do you receive the most useful feedback on your teaching?





Inclusive Pedagogy

Your average

63%

4,674 responses

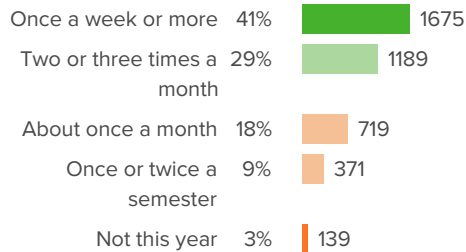
Change

▲ 1

since last survey

How did people respond?

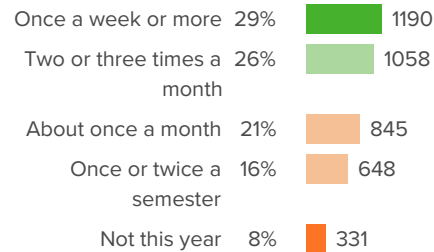
Q.1: How often do you intentionally create opportunities for diverse students to connect personally with what they learn?



▲ 2 from last survey

Favorable: **70%**

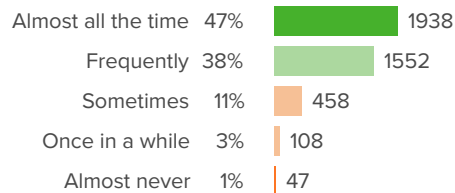
Q.2: How often do you engage students in critical learning (e.g. thinking, reading, writing, and/or discussion) about issues of diversity?



▲ 2 from last survey

Favorable: **55%**

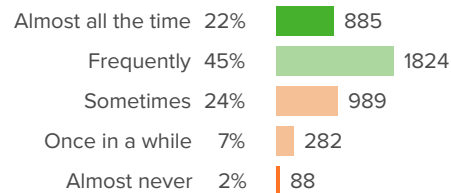
Q.3: How often do you design the organization and structure of your classroom to promote diversity and inclusion of all learners?



▲ 1 from last survey

Favorable: **85%**

Q.4: How often do teachers at your school plan lessons that represent diverse people and perspectives?

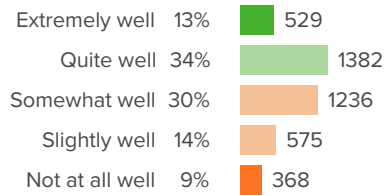


▲ 2 from last survey

Favorable: **67%**



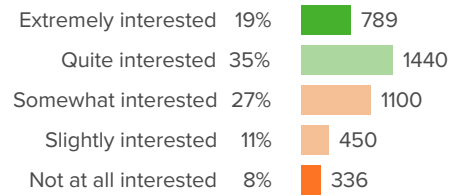
Q.5: How well do the district-provided curriculum, materials, and resources represent diverse people and perspectives?



▲ 2 from last survey

Favorable: **47%**

Q.6: How interested would you be in participating in professional development that supports inclusive instruction?



▼ 5 from last survey

Favorable: **54%**



Professional Learning

Your average

59%

4,674 responses

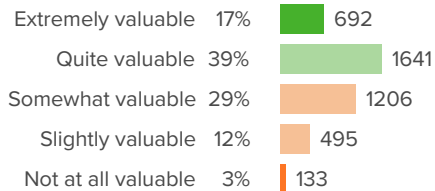
Change

▲ 1

since last survey

How did people respond?

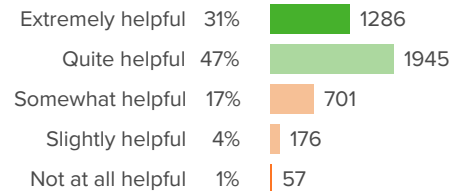
Q.1: At your school, how valuable are the available professional development opportunities?



▲ 2 from last survey

Favorable: **56%**

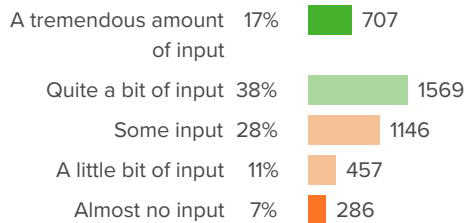
Q.2: How helpful are your colleagues' ideas for improving your teaching?



▲ 1 from last survey

Favorable: **78%**

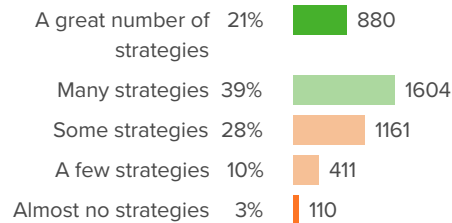
Q.3: How much input do you have into individualizing your own professional development opportunities?



▲ 2 from last survey

Favorable: **55%**

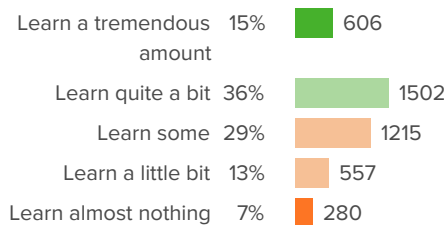
Q.4: Through working at your school, how many new teaching strategies have you learned?



▲ 0 from last survey

Favorable: **60%**

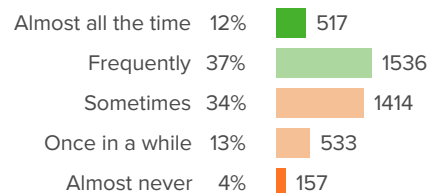
Q.5: Overall, how much do you learn about teaching from the leaders at your school?



▲ 1 from last survey

Favorable: **51%**

Q.6: How often do your professional development opportunities help you explore new ideas?

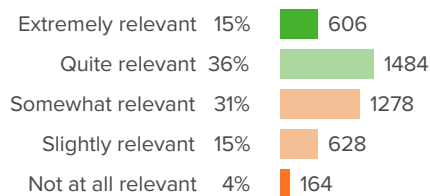


▲ 1 from last survey

Favorable: **49%**



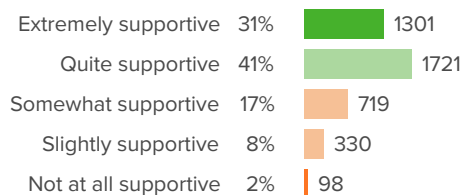
Q.7: How relevant have your professional development opportunities been to the content that you teach?



▲ 1 from last survey

Favorable: **50%**

Q.8: Overall, how supportive has the school been of your growth as a teacher?



▲ 1 from last survey

Favorable: **72%**



Safety and Discipline

Your average

70%

4,674 responses

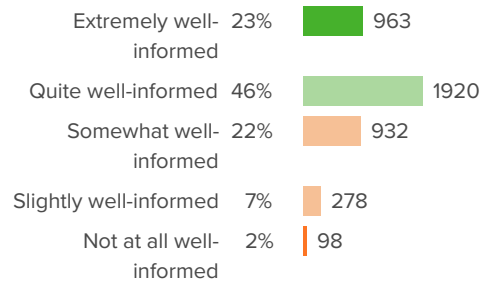
Change

▲ 2

since last survey

How did people respond?

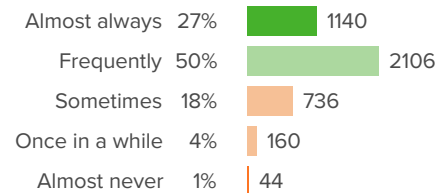
Q.1: How well-informed are staff about school policies and procedures?



▲ 2 from last survey

Favorable: **69%**

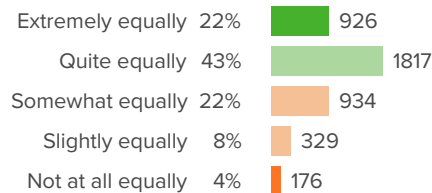
Q.2: How often do staff at this school recognize students for positive behavior?



▲ 4 from last survey

Favorable: **78%**

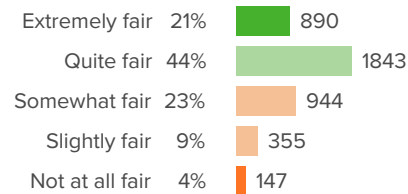
Q.3: How equally are school rules applied to all students?



▲ 1 from last survey

Favorable: **66%**

Q.4: How fair is discipline at this school?

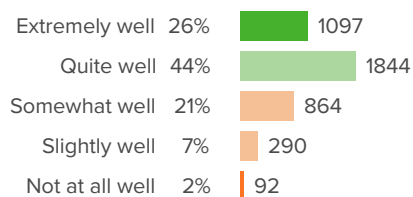


▼ 1 from last survey

Favorable: **65%**



Q.5: How well do staff at this school work together to ensure an orderly environment?



▲ 0 from last survey

Favorable: **70%**



School Climate

Your average

82%

4,674 responses

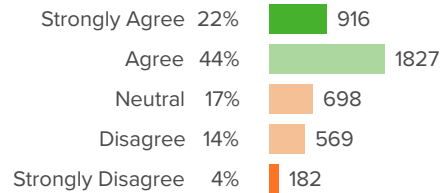
Change

▲ 1

since last survey

How did people respond?

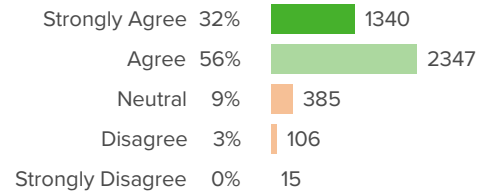
Q.1: This school consistently has high expectations for student behavior with strict and fair discipline.



▼ 2 from last survey

Favorable: **65%**

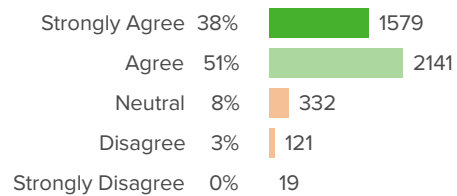
Q.2: Students consistently feel comfortable seeking help from teachers and other staff members for both academic and personal concerns.



▲ 1 from last survey

Favorable: **88%**

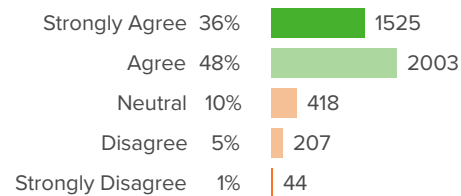
Q.3: Teachers and other staff members consistently show respect, warmth, and concern for students.



▲ 0 from last survey

Favorable: **89%**

Q.4: This school consistently has high academic expectations for students.



▲ 3 from last survey

Favorable: **84%**



School Leadership

Your average

66%

4,674 responses

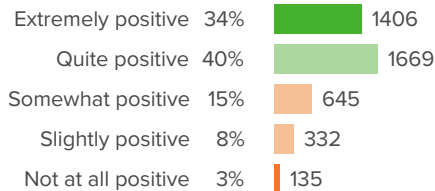
Change

▲ 4

since last survey

How did people respond?

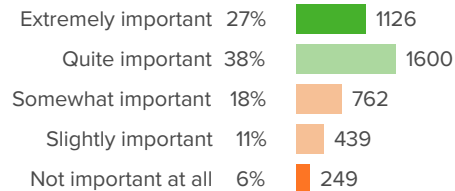
Q.1: How positive is the tone that school leaders set for the culture of the school?



▲ 3 from last survey

Favorable: **73%**

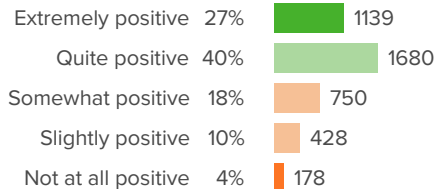
Q.2: For your school leaders, how important is teacher satisfaction?



▲ 4 from last survey

Favorable: **65%**

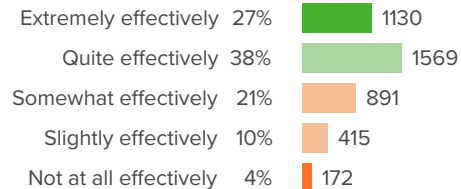
Q.3: Overall, how positive is the influence of the school leaders on the quality of your teaching?



▲ 3 from last survey

Favorable: **68%**

Q.4: How effectively do school leaders communicate important information to teachers?

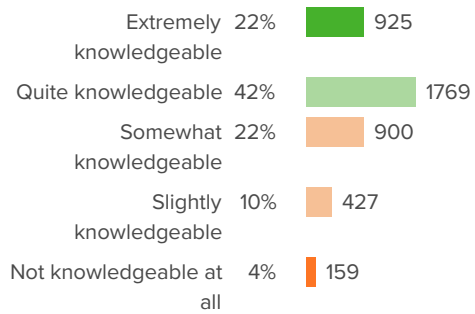


▲ 3 from last survey

Favorable: **65%**



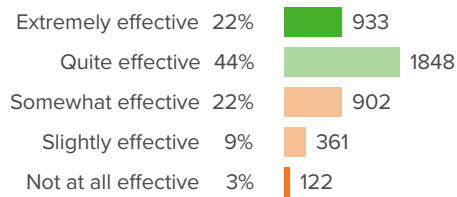
Q.5: How knowledgeable are your school leaders about what is going on in teachers' classrooms?



▲ 5 from last survey

Favorable: **64%**

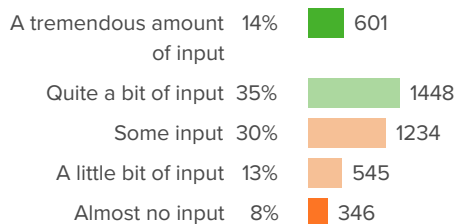
Q.7: How effective are the school leaders at developing rules for students that facilitate their learning?



▲ 3 from last survey

Favorable: **67%**

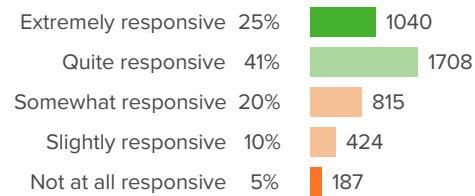
Q.9: When the school makes important decisions, how much input do teachers have?



▲ 1 from last survey

Favorable: **49%**

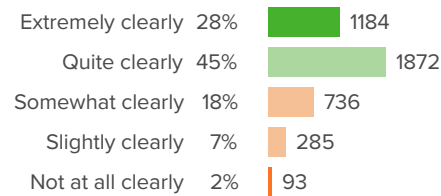
Q.6: How responsive are school leaders to your feedback?



▲ 5 from last survey

Favorable: **66%**

Q.8: How clearly do your school leaders identify their goals for teachers?



▲ 3 from last survey

Favorable: **73%**





MNPS District

2. Staff Survey
Fall 2022



Summary

Topic Description	Results	Benchmark
Culture of Inclusion Perceptions of the faculty and staff culture with regard to equity, diversity, and inclusion. Note that a minor change has been made to the favorability reporting for the three items in this topic that start with 'How often...'. A favorable response used to include the top two frequencies ('Two or three times a month' and 'Once a week or more'). Now, in addition to those, a favorable response also includes 'About once a month.'	54% ▲ 5 since last survey	
Engagement Employees' engagement with their work at the district.	83% ▲ 2 since last survey	
Feedback and Coaching Perceptions of the amount and quality of feedback faculty and staff receive from the school's administrative leadership (e.g. principal, assistant principal).	59% ▲ 3 since last survey	 60th - 79th percentile compared to others nationally
Professional Learning Perceptions of the amount and quality of professional growth and learning opportunities available to faculty and staff.	67% ▲ 1 since last survey	 80th - 99th percentile compared to others nationally
Safety and Discipline Perceptions of the orderliness of the school environment and the quality of school disciplinary practices.	76% ▲ 2 since last survey	
School Climate Perceptions of the overall school climate.	80% ▲ 1 since last survey	



School Leadership

Perceptions of the effectiveness of the school's administrative leadership (e.g. principal, assistant principal).

75%

▲ **4**

since last survey



60th - 79th percentile compared to
others nationally

1,536 responses



Culture of Inclusion

Your average

54%

1,536 responses

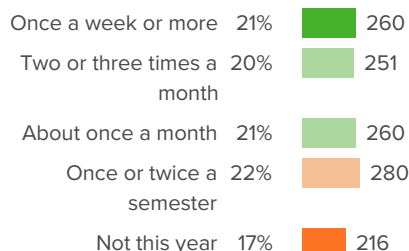
Change

▲ 5

since last survey

How did people respond?

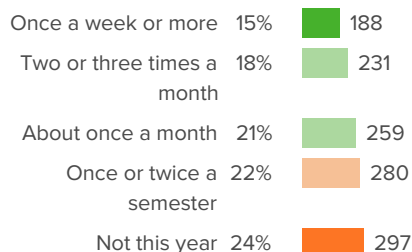
Q.1: How often do you have opportunities to learn from other members of your staff about other races, cultures, or other identities?



▲ 4 from last survey

Favorable: 61%

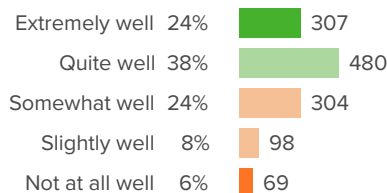
Q.2: How often does your staff have honest conversations about race, culture, or other identities?



▲ 5 from last survey

Favorable: 54%

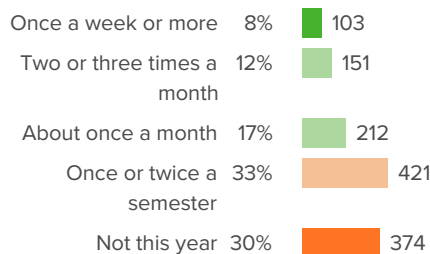
Q.3: How well would your school support you in addressing inequities related to race, culture, or other identities among your school's staff?



▲ 3 from last survey

Favorable: 63%

Q.4: How often do you participate in professional learning about different races, cultures, or other identities?



▲ 6 from last survey

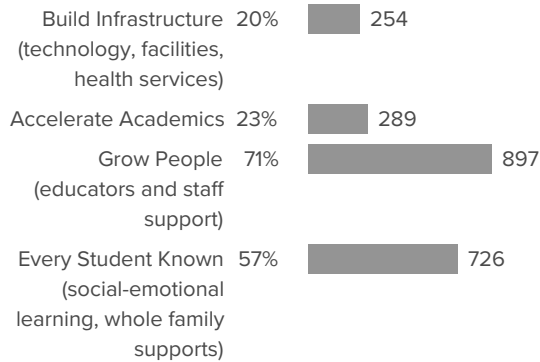
Favorable: 37%



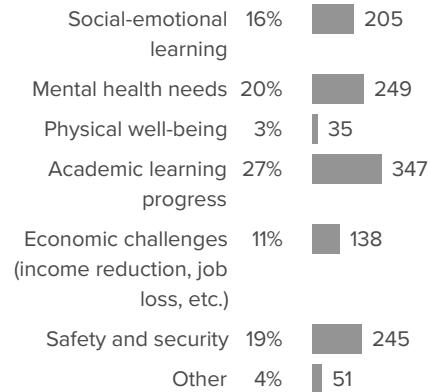
ESSER 3.0 Input

How did people respond?

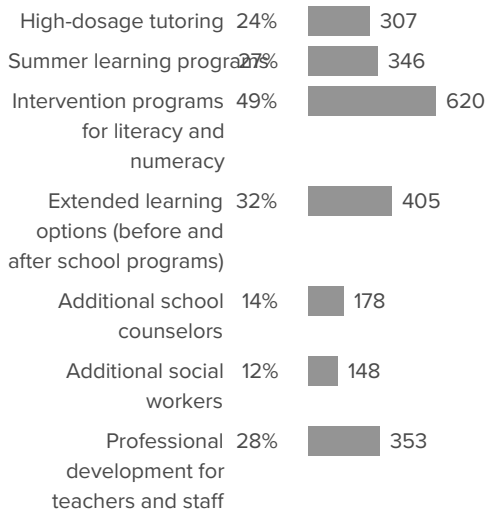
Q.1: Which of the following are your highest priorities for the ESSER 3.0 funds? Select your top two priorities.



Q.2: What is your biggest concern for students in the upcoming school year?



Q.3: Which of the following strategies is most important for accelerating learning progress (or addressing learning loss)? Select the top two most important.





Engagement

Your average

83%

1,536 responses

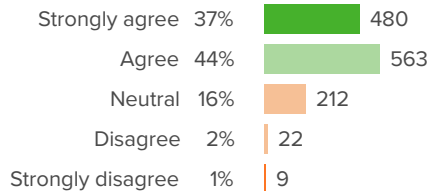
Change

▲ 2

since last survey

How did people respond?

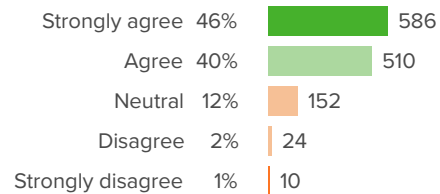
Q.1: My current duties and work assignments are interesting.



▼ 1 from last survey

Favorable: **81%**

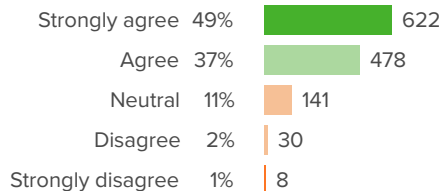
Q.2: I am satisfied with the work I do.



▼ 1 from last survey

Favorable: **85%**

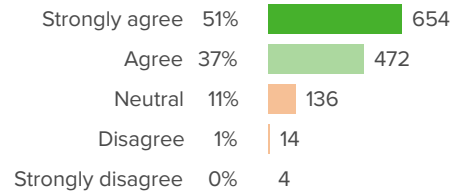
Q.3: I am motivated to contribute more than what is expected of me.



▲ 0 from last survey

Favorable: **86%**

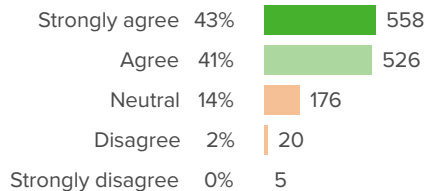
Q.4: I am proud to work for MNPS.



▲ 4 from last survey

Favorable: **88%**

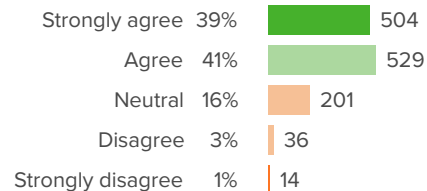
Q.5: Working for a public school system gives me a feeling of accomplishment.



▲ 3 from last survey

Favorable: **84%**

Q.6: I would feel comfortable referring a good friend to work for this district.

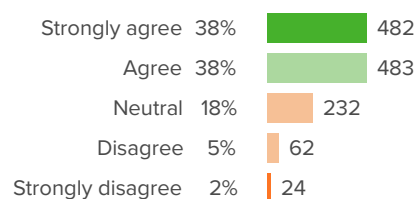


▲ 2 from last survey

Favorable: **80%**



Q.7: I feel there are long-term career opportunities for my professional growth at MNPS.



▲ **3** from last survey

Favorable: **75%**



Feedback and Coaching

Your average

59%

1,536 responses

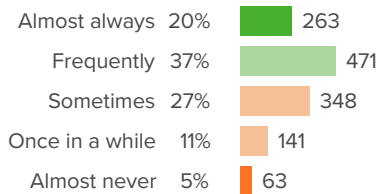
Change

▲ 3

since last survey

How did people respond?

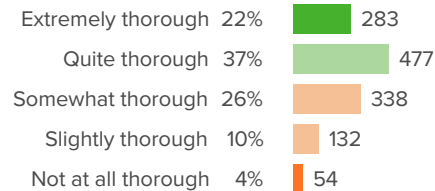
Q.1: How often do you receive feedback on your work?



▲ 3 from last survey

Favorable: **57%**

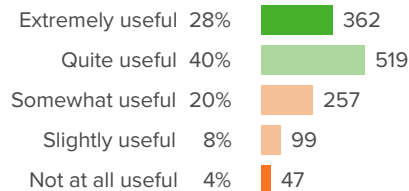
Q.2: At your school, how thorough is the feedback you receive in covering all aspects of your role?



▲ 1 from last survey

Favorable: **59%**

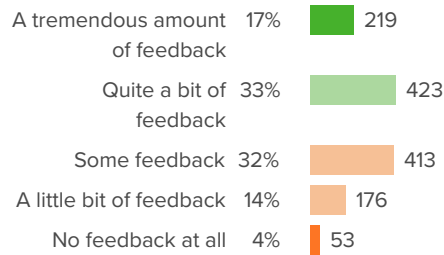
Q.3: How useful do you find the feedback you receive on your work?



▲ 2 from last survey

Favorable: **69%**

Q.4: How much feedback do you receive on your work?

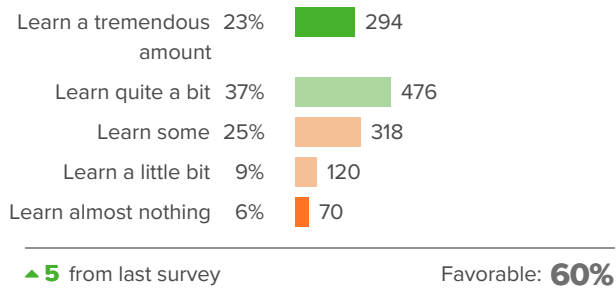


▲ 2 from last survey

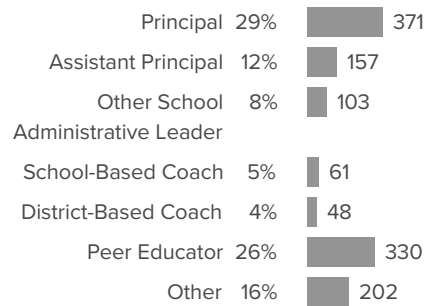
Favorable: **50%**



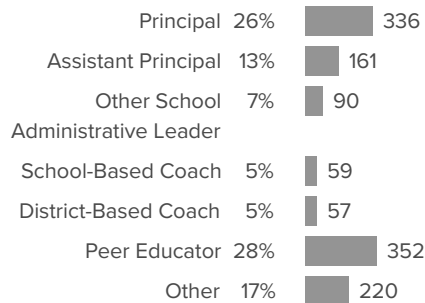
Q.5: How much do you learn from the evaluation processes at your school?



Q.6: From whom do you most often receive feedback on your work?



Q.7: From whom do you receive the most useful feedback on your work?





Professional Learning

Your average

67%

1,536 responses

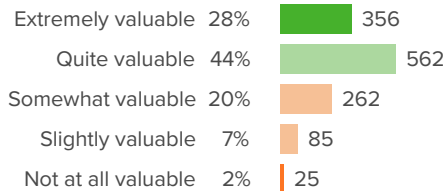
Change

▲ 1

since last survey

How did people respond?

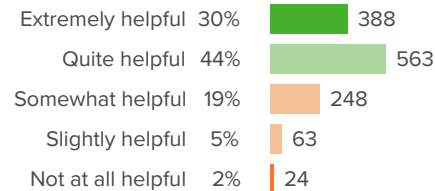
Q.1: At your school, how valuable are the available professional development opportunities?



▲ 0 from last survey

Favorable: **71%**

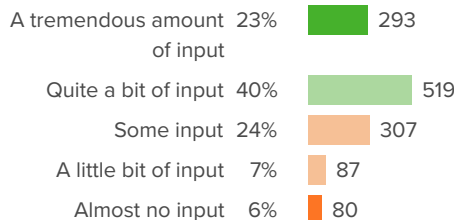
Q.2: How helpful are your colleagues' ideas for improving your work?



▲ 0 from last survey

Favorable: **74%**

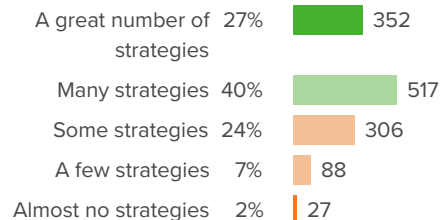
Q.3: How much input do you have into individualizing your own professional development opportunities?



▲ 1 from last survey

Favorable: **63%**

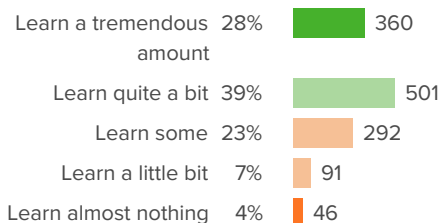
Q.4: Through working at your school, how many new strategies for your job have you learned?



▲ 1 from last survey

Favorable: **67%**

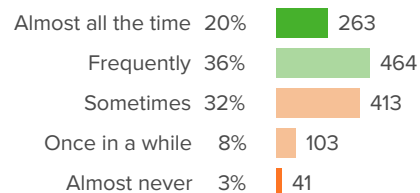
Q.5: Overall, how much do you learn from the leaders at your school?



▲ 3 from last survey

Favorable: **67%**

Q.6: How often do your professional development opportunities help you explore new ideas?

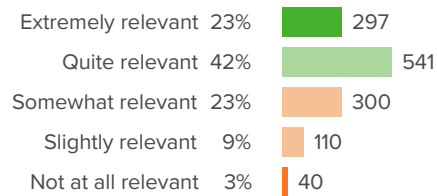


▲ 0 from last survey

Favorable: **57%**



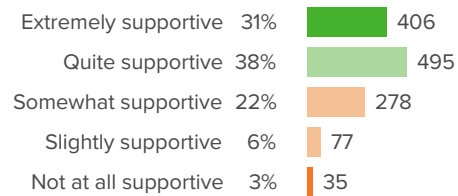
Q.7: How relevant have your professional development opportunities been to your work?



▲ 1 from last survey

Favorable: **65%**

Q.8: Overall, how supportive has the school been of your professional growth?



▲ 1 from last survey

Favorable: **70%**



Safety and Discipline

Your average

76%

1,536 responses

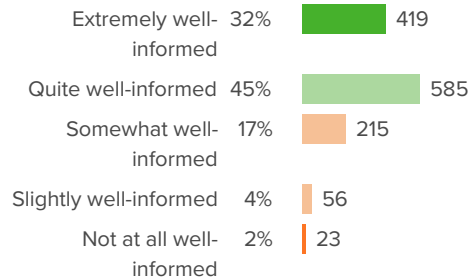
Change

▲ 2

since last survey

How did people respond?

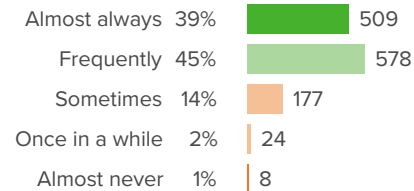
Q.1: How well-informed are staff about school policies and procedures?



▲ 4 from last survey

Favorable: **77%**

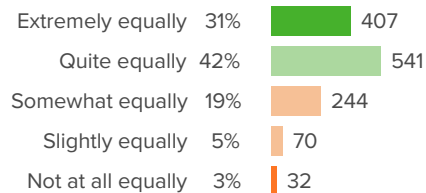
Q.2: How often do staff at this school recognize students for positive behavior?



▲ 2 from last survey

Favorable: **84%**

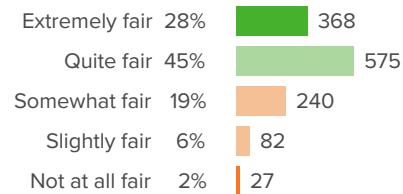
Q.3: How equally are school rules applied to all students?



▲ 3 from last survey

Favorable: **73%**

Q.4: How fair is discipline at this school?

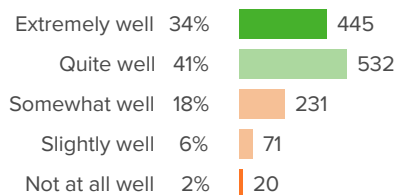


▲ 3 from last survey

Favorable: **73%**



Q.5: How well do staff at this school work together to ensure an orderly environment?



▲ 1 from last survey

Favorable: **75%**



School Climate

Your average

80%

1,536 responses

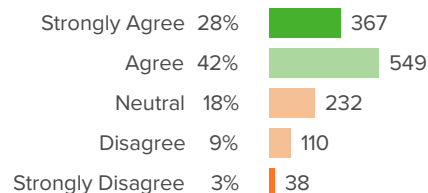
Change

▲ 1

since last survey

How did people respond?

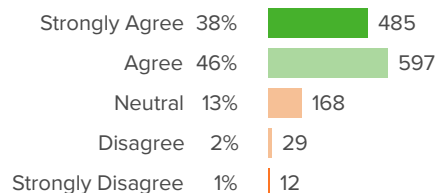
Q.1: This school consistently has high expectations for student behavior with strict and fair discipline.



▲ 2 from last survey

Favorable: **71%**

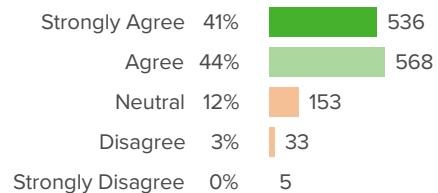
Q.2: This school consistently has high academic expectations for students.



▲ 3 from last survey

Favorable: **84%**

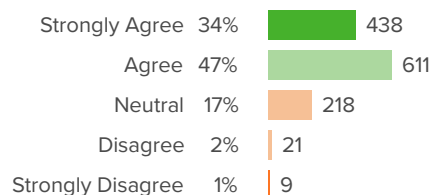
Q.3: Teachers and other staff members consistently show respect, warmth, and concern for students.



▲ 0 from last survey

Favorable: **85%**

Q.4: Students consistently feel comfortable seeking help from teachers and other staff members for both academic and personal concerns.



▲ 2 from last survey

Favorable: **81%**



School Leadership

Your average

75%

1,536 responses

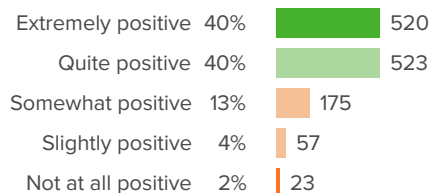
Change

▲ 4

since last survey

How did people respond?

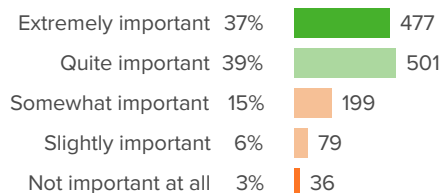
Q.1: How positive is the tone that school leaders set for the culture of the school?



▲ 2 from last survey

Favorable: **80%**

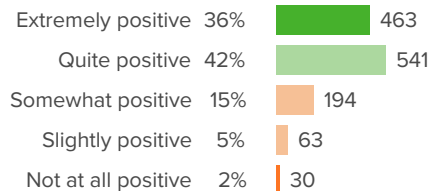
Q.2: For your school leaders, how important is staff satisfaction?



▲ 5 from last survey

Favorable: **76%**

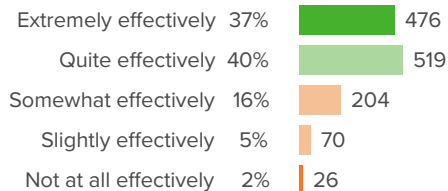
Q.3: Overall, how positive is the influence of the school leaders on the quality of your work?



▲ 3 from last survey

Favorable: **78%**

Q.4: How effectively do school leaders communicate important information to staff?

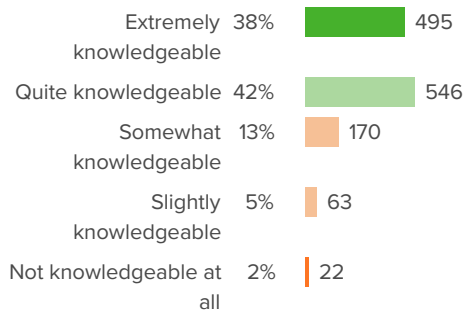


▲ 4 from last survey

Favorable: **77%**



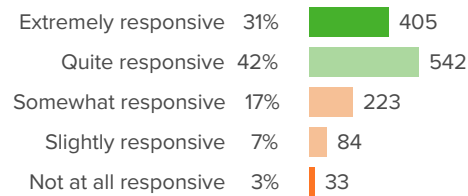
Q.5: How knowledgeable are your school leaders about what is going on in the school?



▲ 3 from last survey

Favorable: **80%**

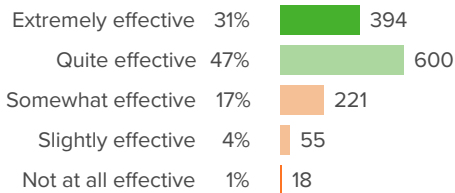
Q.6: How responsive are school leaders to your feedback?



▲ 5 from last survey

Favorable: **74%**

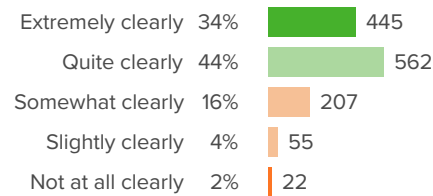
Q.7: How effective are the school leaders at developing rules for students that facilitate their learning?



▲ 3 from last survey

Favorable: **77%**

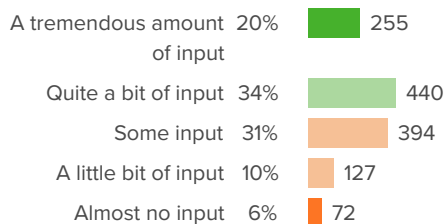
Q.8: How clearly do your school leaders identify their goals for the staff?



▲ 5 from last survey

Favorable: **78%**

Q.9: When the school makes important decisions, how much input do staff have?



▲ 3 from last survey

Favorable: **54%**